

## 8" CEILING-MOUNT SHOWER ARM AND FLANGE

Polished Chrome

US-PRO689C

### FEATURES

- Refined simplicity of design reflects contemporary influence
- Round flange to complement modern ranges









### SPECIFICATIONS

Barcode	505583366338
Installation type	Ceiling mount
Inlet connection size	1/2" male NPT
Projection	7-3/4"



✓ Limited Lifetime. Commercial

### AVAILABLE COLOR/FINISHES

Color	SKU	Description
	US-PRO689C	Polished Chrome
	US-PRO689N	Polished Nickel
	US-PRO689V	Satin Nickel
	US-PRO689MB	Matte Black
	US-PRO689BB	Brushed Brass
	US-PRO689B	Unlacquered Brass
	US-PRO689GR	Graphite
	US-PRO689BG	Brushed Gold

# 8" Ceiling-mount Shower Arm and Flange US-PRO689

