

crosswater^x

LONDON

Taos Wall Bracket with Outlet
17-35

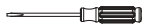
Installation Instructions



Tools You Will Need



Adjustable Wrench



Screwdriver



Teflon Tape



Allen Wrench

For ease of installation you will need:

- To read the installation instructions completely before beginning.
- To read all warnings, care, and maintenance information.

Before beginning installation, check for any damage that may have occurred during transport.

Note: Damage claims cannot be made during or after installation.

Installation Instructions

1

7/16" -15/16"
12mm Allen Wrench
Teflon Tape

Apply teflon tape to supply nipple. Thread on supply nipple to 1/2" NPT water supply. Apply teflon tape to supply nipple and thread on bushing with 12mm allen wrench.

2

Slide on hand shower supply outlet trim assembly and secure with set screw.

3

Installation complete.

Cleaning Instructions

Rinse away any traces of soap and gently dry with a clean, soft cloth after each use. Rinse completely with water and dry any overspray. This will maintain the finish and avoid water spotting.

To remove mineral deposits, use a 50/50 solution of white vinegar and water. Do not allow the solution to soak on the product.

Simichrome Polish® contains a protective film to enhance maintenance and is helpful in preventing water spot buildup. Follow instructions to ensure optimum results.

Never use an abrasive material such as a brush or scouring pad to clean the surface. The use of abrasive cleaners, cleansers or disinfectants will alter the surface finish and void the warranty.

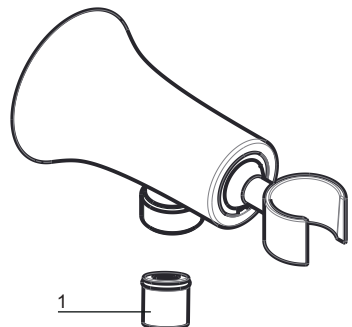
Do not allow certain materials such as toothpaste, cologne, shaving cream, nail polish remover, vinegar, wine, drain and glass cleaners to remain on the surface. Prolonged contact will alter surface finishes and void the warranty.

We DO NOT recommend using any household cleaners as many can cause damage to the finish.

Please see the website for care instructions for specific finishes.

Replacement Parts

NO.	Description	Part NO.
1	Check Valve	53001229PL



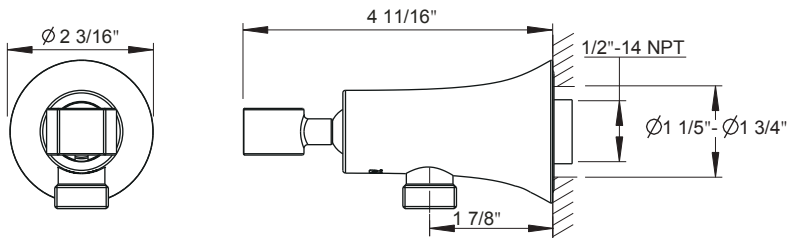
Applicable Standards/Codes

IAPMO certified to meet or exceed the following:

- ASME A112.18.1/CSA B125.1
- Uniform Plumbing Code
- National Plumbing Code of Canada



Installation Dimensions



Warranty - This **Crosswater London** product is covered by a limited lifetime warranty. For full details, terms and conditions please visit our website.

For further information contact: **Crosswater London**, 393 Fortune Blvd., Milford, MA 01757

www.crosswaterlondon.com

Toll free number: 844-XWATER-1 (844-992-8371) tel: 508-381-6062 fax: 508-381-6068

email: technical@crosswaterlondon.com